

**Panel Doors / Mirrored Closet & Passage Doors / Bath Doors  
Cabinet Fronts & Doors / Medicine Cabinets / TV Trays / Shelving  
Message Centers / French Doors, Side Lites, Transoms / Architectural Glass**

# Doorway Products

---



This company division produces a large selection of custom built interior passage, closet, french doors w/side lites, bath and cabinet doors, drawer fronts, wall mounted TV trays and medicine cabinets. These products are custom built for producers of recreational vehicles, park model trailers and other specialty living quarters. We also make them available to the aftermarket for dealer upgrade or homeowner remodeling. Further information can be obtained through contact with our customer service department via (phone) 574-294-5611, (fax) 574-262-8845, or e-mail, [keyline@keylinesaleselkhart.com](mailto:keyline@keylinesaleselkhart.com).



53364 Marina Drive  
Elkhart, Indiana 46514  
574-294-5611/ FAX 574/262-8845  
[www.keylinesaleselkhart.com](http://www.keylinesaleselkhart.com)

# **Doorway** Solid Hardwood Interior Doors



*Solid hardwood interior doors are a mark of elegance in any living area setting. Unfortunately, most are very heavy and quite expensive.*

*We have designed a unique grouping of pocket and hinged panel or French doors and side lights for the discriminating buyer.*

*These products offer both weight and price reduction while addressing the design features that make solid hardwoods so attractive.*

*Custom sizing and finishing complements Keyline's new offering of added value to upscale RV and Specialty Vehicle producers.*



- ▼ **Oak, Ash, Cherry, and Maple species available**
- ▼ **Custom sizing and finishing**
- ▼ **Small or large quantity orders accepted**
- ▼ **Custom glass work available on all door types**
- ▼ **Slider and hinged designs offered**

This product group includes hollow core passage doors, mirrored bath and closet doors, four, five, and six panel interior access doors, ensembles of framed glass doors with or without glass side panels and/or transoms. Custom finishes, materials, and sizes are our specialty. These products are custom built for producers of recreational vehicles, park model trailers, and other specialty living quarters. We also make them available to the aftermarket for dealer upgrade or homeowner remodeling. Further information can be obtained through contact with our customer service department via (phone) 574-294-5611, (fax) 574-262-8845, or (e-mail) [keyline@keylinesaleselkhart.com](mailto:keyline@keylinesaleselkhart.com)

## Four, Five, Six Panel Doors

- ▼ Solid or hollow construction
- ▼ Custom sized & finished
- ▼ Flat, foiled edges
- ▼ Hardwood panel frames
- ▼ Lock set hole optional



## Mirrored Closet/ Passage Doors

- ▼ Solid or hollow construction
- ▼ Custom sized & finished
- ▼ Flat, foiled edges
- ▼ Hardwood panel frames
- ▼ Lock set hole optional



## Bath Doors

- ▼ Solid or Hollow construction
- ▼ Custom sized & finished
- ▼ Flat or profiled foiled edges
- ▼ Towel bars & mirror glass



## Cabinet Doors

This product group includes hollow core doors and drawer fronts in both flat and raised panel styling. Custom finishes, materials, and sizes are our specialty. Framed doors are constructed of pre-finished hardwood rail stock. Flat and insert panels are pre-finished surfaces of paper or vinyl on either lauan, medium density fiberboard, or hardboard. We also make them available to the aftermarket for dealer upgrade or homeowner remodeling. Further information can be obtained through contact with our customer service department via (phone) 574-294-5611, (fax) 574-262-8845, or (e-mail) [keyline@keylinesaleselkhart.com](mailto:keyline@keylinesaleselkhart.com)



### Hollow Core Construction

- ▼ Lightweight with clean lines
- ▼ Custom sized & finished
- ▼ Flat or profiled foiled edges
- ▼ Choice of 3/4" or 1" thickness




### Solid Core Construction

- ▼ Clean Lines
- ▼ Custom sized & finished
- ▼ Flat or profiled foiled edges
- ▼ Choice of 1/2", 5/8", or 3/4" thickness



### Hardwood Framed, Flat Panel Construction

- ▼ Available in mitre corner construction
- ▼ Custom sized & finished
- ▼ Prefinished center panel
- ▼ Prefinished hardwood framing



### Hardwood Framed, Raised Panel Construction

- ▼ Available in mitre corner construction
- ▼ Custom sized & finished
- ▼ Prefinished MDF center panel with foiled profile
- ▼ Prefinished hardwood framing

## Drawer Fronts

### Hollow Core Construction

- ▼ Lightweight with clean lines
- ▼ Custom sized & finished
- ▼ Flat or profiled foiled edges
- ▼ Choice of 3/4" or 1" thickness



### Solid Core Construction

- ▼ Clean Lines
- ▼ Custom sized & finished
- ▼ Flat or profiled foiled edges
- ▼ Choice of 1/2", 5/8", or 3/4" thickness



## Specialty Doors

- ▼ Available in mitre corner construction
- ▼ Custom sized & finished
- ▼ Prefinished MDF center panels with foiled profile
- ▼ Prefinished hardwood framing






This product group includes conventional surface and recess styles along with special corner mount cabinets which use the available space very efficiently. Custom finishes, materials, and sizes are our specialty. Framed doors are constructed of pre-finished hardwood rail stock or vinyl/paper wrapped medium density fiberboard. Fixed shelves are designed to perform when cabinet is mounted for either left or right hand door swing. We also make them available to the aftermarket for dealer upgrade or homeowner remodeling. Further information can be obtained through contact with our customer service department via (phone) 574-294-5611, (fax) 574-262-8845, or (e-mail) [keyline@keylinesaleselkhart.com](mailto:keyline@keylinesaleselkhart.com)

## Corner Mount Medicine Cabinets


- ▼ Plastic body with formed shelves
- ▼ Positive latching for secure closure
- ▼ Reversible for left or right hand door swing
- ▼ Custom finished door frame assembly
- ▼ Wide selection of optional equipment available

Model	Width	Height	Depth
Corner A	10 <sup>1</sup> / <sub>4</sub> "	29 <sup>1</sup> / <sub>2</sub> "	4 <sup>1</sup> / <sub>2</sub> "

Model	Width	Height	Depth
Corner B	12"	29 <sup>1</sup> / <sub>2</sub> "	3 <sup>1</sup> / <sub>2</sub> "



**Corner Cabinet A**



**Corner Cabinet B**

- ▼ Plastic body with formed shelves
- ▼ Positive or friction latching for secure closure
- ▼ Custom finished door frame assemblies
- ▼ Provides added imaging by movement of outer doors
- ▼ Wide selection of optional equipment available

Model	Width	Height	Depth
Tri-View	36"	20"	4"





## Surface Mount Medicine Cabinets



### Surface Mount Finished Frame Style

- ▼ Plastic body with formed shelves
- ▼ Positive or friction door latching for secure closure
- ▼ Reversible for left or right hand door swing
- ▼ Custom finished door frame assembly
- ▼ Wide selection of optional equipment available

Model	Width	Height	Depth
Small	14"	18"	3"
Large	16"	20"	4"



### Surface Mount Beveled Mirror Style

- ▼ Plastic body with formed shelves
- ▼ Positive or friction door latching for secure closure
- ▼ Reversible for left or right hand door swing
- ▼ Full mirrored door, beveled edge

Model	Width	Height	Depth
Small	14"	18"	3 1/4"
Large	16"	20"	4 1/4"

### Recess Mount Styles

- ▼ Plastic body with formed shelves
- ▼ Positive or friction door latching for secure closure
- ▼ Reversible for left or right hand door swing
- ▼ Custom finished door frame assembly
- ▼ Wide selection of optional equipment available

Model	Cutout Width	Overall Width	Cutout Height	Overall Height	Cutout Depth	Overall Depth
Small	12 1/4"	14"	17 1/8"	18"	2"	3"
Large	13 7/8"	16"	18"	20"	2 5/8"	4"


Shelf contents retainer and silkscreened glass options shown



### Optional Accessories for All Medicine Cabinets

- ▼ Shelf contents retainers
- ▼ Replaceable mirror glass design
- ▼ Mirror etching, grooving, or silk screening

## TV Trays



- ▼ Custom sized & finish
- ▼ Hardwood frame surrounds mirror glass
- ▼ Reveals decorative mirror in closed (wall) position
- ▼ Serves as TV/VCR platform in open (level) position
- ▼ Assembly secured to wall via brass plated brackets



## Shelving



- ▼ Hollow or solid core construction
- ▼ Custom sized & finished
- ▼ Flat or profiled foiled edges
- ▼ Various thicknesses

### Cork Surface Message Board

- ▼ 1/4" Cork panel
- ▼ Hardwood Frame
- ▼ Custom size and finish
- ▼ Mitre corner construction



### Cork & Marker Surface Message Board

- ▼ 1/4" Cork panel
- ▼ Hardwood Frame
- ▼ Custom size and finish
- ▼ Mitre corner construction
- ▼ Melamine writing surface



An upscale selection of custom interior glass panel doors, side lites, and transoms is available in a variety of designs. All glass is tempered. It consists of clear or tinted shades, plain, grooved, or silk screened custom designs.

## Glass Panel French Doors



## Single Door w/lite



## Glass Panel Door w/lites and transom



## Transoms





Transom glass is tempered. It is available in rectangular or half round/oval shapes. Custom framing and design is available.

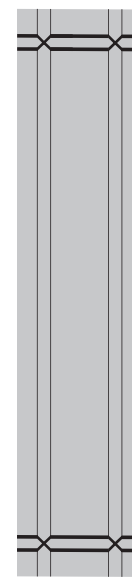
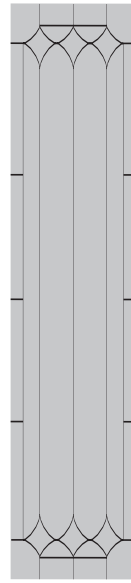



Our selection of architectural glass offers screen printing, texturing, grooving, tinting, embossing and mirroring processes. All glass is either tempered or safety backed in compliance with ANSI standards. We specialize in custom designs and sizes. When glass is required, whether clear or mirrored, we offer competitive pricing, wide assortment, quality goods, and fast dependable service.

## Vertical Embossed Glass Panels



## Vertical Printed Glass Panels



Our selection of architectural glass offers screen printing, texturing, grooving, tinting, embossing and mirroring processes. All glass is either tempered or safety backed in compliance with ANSI standards. We specialize in custom designs and sizes. When glass is required, whether clear or mirrored, we offer competitive pricing, wide assortment, quality goods, and fast dependable service.

## Printed & Textured Glass Panels

