



**Vent Panels & Doors / Baggage Doors / Generator Compartment Doors
Access Doors / French Doors / Specialty Doors
Replacement Components**

This company division produces a large assortment of exterior vent and door products constructed of aluminum, fiberglass, or plastic materials. Whether simple louvered vent panels, non-insulated or insulated access doors, the products are designed for specific duties that range from small compartment doors to entry size or large rear double door assemblies for cargo trailers. Custom finishes, materials, and sizes are our specialty. Frames are constructed of pre-finished aluminum extrusions. These products are custom built for producers of recreational vehicles, park model, and cargo trailers. We also make them available to the aftermarket for dealer upgrade or owner remodeling. Further information can be obtained through contact with our customer service department via (phone) 574-294-5611, (fax) 574-262-8845, or e-mail, keyline@keylinesaleselkhart.com.



53364 Marina Drive
Elkhart, Indiana 46514
574-294-5611/ FAX 574/262-8845
www.keylinesaleselkhart.com

New Jay Battery Boxes



The popularity of batteries on towed vehicles continue to spread as more comforts are added to the interior of trailers. Along with the comfort comes the need for additional electrical power on board. Battery boxes have moved outside to better utilize the interior space. Locking style boxes deter vandalism, or theft.




**Available with or without PBT
1616 Sliding Battery Tray.**

- ▼ **All weather, heavy aluminum or steel construction.**
- ▼ **Custom designs, sizes, and materials.**
- ▼ **Plain or Diamond plate finishes.**
- ▼ **Can be welded, bolted, or riveted to vehicle.**
- ▼ **Keyed lock/latch on all boxes.**

This product group consists of either simple screw-on panels or framed construction doors incorporating louvered designs to accommodate air movement into or away from a given area. All vent products are constructed from either sheet, coil stock or expanded aluminum. Custom finishes, materials, and sizes are our specialty. Frames, when included, are constructed of aluminum extrusions. These products are custom built for producers of recreational vehicles, park model and cargo trailers. We also make them available to the aftermarket for dealer upgrade or owner remodeling. Further information can be obtained through contact with our customer service department via (phone) 574-294-5611, (fax) 574-262-8845, or (e-mail) keyline@keylinesaleselkhart.com

Vents



Vent Panels

- ▼ Custom sized & finished aluminum
- ▼ Custom louvers for required air ventilation

Vent Doors



Vent Doors

- ▼ Custom sized & finished aluminum panel
- ▼ Extruded aluminum frame surrounds louvered aluminum panel
- ▼ Custom louvers for required air ventilation
- ▼ Available with thumb turn(s), cam lock(s), or latch(es)
- ▼ Plastic insert to cover mounting screws



This product group includes insulated and non-insulated doors. Both feature fabricated, hinged doors attached to outer extruded aluminum mounting frames. The non-insulated doors have single surface panel. The insulated doors incorporate foam insulation and are made with double ply construction. Custom finishes, materials, and sizes are our specialty. They are custom built for producers of recreational vehicles, park model, cargo and specialty trailers as well as other markets. We also make them available to the aftermarket for dealer upgrade or vehicle owner revamping. Further information can be obtained through contact with our customer service department via (phone) 574-294-5611, (fax) 574-262-8845, or (e-mail) keyline@keylinesaleselkhart.com

Non-Insulated Baggage Doors

Non-Insulated Baggage Doors

- ▼ Custom sized & finished aluminum, fiberglass, or plastic door panels
- ▼ Extruded aluminum frame with weatherstripping & plastic screw cover installed
- ▼ Thumb turn(s) or cam lock(s) installed



Insulated Baggage Doors


- ▼ Custom sized & finished aluminum, fiberglass, or plastic insulated door panels
- ▼ Extruded aluminum frame with weatherstripping & plastic screw cover installed
- ▼ Latch/ lock secures insulated door to frame



This product group features fabricated, hinged doors attached to outer extruded aluminum mounting frames. The doors incorporate an expanded aluminum panel for venting with a selection of aluminum, fiberglass, or plastic for the remaining door panel section. Custom finishes, materials, and sizes are our specialty. They are custom built for producers of recreational vehicles, park model, cargo, and specialty trailers, as well as other markets. We also make them available to the aftermarket for dealer upgrade or vehicle owner revamping. Further information can be obtained through contact with our customer service department via (phone) 574-294-5611, (fax) 574-262-8845, or (e-mail) keyline@keylinesaleselkhart.com

Generator Compartment Doors

- ▼ Custom sized & finished aluminum, fiberglass, or plastic door panel includes expanded metal vent section
- ▼ Extruded aluminum frame with weatherstripping & plastic screw cover installed
- ▼ Latch or lock secures door to frame



This product group features fabricated, hinged doors attached to outer extruded aluminum mounting frames. The doors incorporate extra thick foam insulation. Custom finishes, materials, and sizes are our specialty. Heavy duty latching is standard. Locks are optional. They are custom built for producers of recreational vehicles, park model, cargo, and specialty vehicles, as well as other markets. We also make them available to the aftermarket for dealer upgrade or vehicle owner revamping. Further information can be obtained through contact with our customer service department via (phone) 574-294-5611, (fax) 574-262-8845, or (e-mail) keyline@keylinesaleselkhart.com

New Jay Doors

- ▼ Custom sized & finished aluminum, fiberglass, or plastic, insulated door panel
- ▼ Heavy duty extruded aluminum frame with weatherstripping & plastic screw cover installed
- ▼ Extra thick foam insulation is standard
- ▼ Heavy duty latch/lock secures door to frame



This product group features fabricated, hinged doors attached to outer extruded aluminum mounting frames. The doors incorporate extra thick foam insulation. Custom finishes, materials, and sizes are our specialty. Heavy duty latching is standard. Locks are optional. They are custom built for producers of recreational vehicles, park model, cargo, and specialty vehicles, as well as other markets. We also make them available to the aftermarket for dealer upgrade or vehicle owner revamping. Further information can be obtained through contact with our customer service department via (phone) 574-294-5611, (fax) 574-262-8845, or (e-mail) keyline@keylinesaleselkhart.com

Man Access Doors

- ▼ Heavy duty, custom sized & finished aluminum, fiberglass, or plastic, insulated door panel
- ▼ Heavy duty extruded aluminum frame with weatherstripping surrounds extra thick, heavy duty door
- ▼ Extra thick foam insulation is standard
- ▼ Heavy duty latch/lock secures door to frame
- ▼ Fixed or slider window assemblies available as optional features



This product group features fabricated, hinged doors attached to outer extruded aluminum mounting frames. The doors incorporate extra thick foam insulation. Custom finishes, materials, and sizes are our specialty. Heavy duty latching is standard. Locks are optional. They are custom built for producers of recreational vehicles, park model, cargo, and specialty vehicles, as well as other markets. We also make them available to the aftermarket for dealer upgrade or vehicle owner revamping. Further information can be obtained through contact with our customer service department via (phone) 574-294-5611, (fax) 574-262-8845, or (e-mail) keyline@keylinesaleselkhart.com

French Doors

- ▼ Heavy duty custom sized & finished aluminum, fiberglass, or plastic, insulated door panels
- ▼ Heavy duty extruded aluminum frame with weatherstripping surrounds two (2) extra thick, heavy duty doors
- ▼ Extra thick foam insulation is standard
- ▼ Heavy duty latch/lock secures door to frame



This product group features an assortment of designs for special application. The door assemblies are designed to be hinged doors attached to outer extruded aluminum mounting frames. The doors incorporate extra thick foam insulation. Custom finishes, materials, and sizes are our specialty. Among the door types are top hinged access doors. They are custom built for producers of recreational vehicles, park model, cargo, and specialty vehicles, as well as other markets. We also make them available to the aftermarket for dealer upgrade or vehicle owner revamping. Further information can be obtained through contact with our customer service department via (phone) 574-294-5611, (fax) 574-262-8845, or (e-mail) keyline@keylinesaleselkhart.com

Top Hinged Access Doors



Top Hinged Access Doors

- ▼ Custom sized & finished aluminum, fiberglass, or plastic door panel
- ▼ Heavy duty extruded aluminum frame with weatherstripping & screw cover installed
- ▼ Latch/lock secures insulated door to frame
- ▼ Door assembly hinged at top of frame

Wing Doors



Wing Doors

- ▼ Custom sized & finished aluminum, fiberglass, or plastic door panel
- ▼ Extruded aluminum "L shaped" frame with weatherstripping & screw cover installed
- ▼ Doors hinged on vertical leg of frames
- ▼ Thumb turn /cam lock secures door panel to frame



Electrical Cable Hatch Doors

- ▼ Custom sized & finished aluminum, fiberglass, or plastic door panels
- ▼ Extruded aluminum frame with weatherstripping & screw cover installed
- ▼ Mullion attached to smaller door to provide maximum open clearance
- ▼ Doors hinged on vertical leg of frames
- ▼ Thumb turn/cam lock secures primary door panel to frame

This product group features an assortment of materials that have or are being incorporated into our vent and door products. They include cam locks, rubber covers, thumb turns, along with various latches and lock sets that we have used or are now using in our present manufacturing processes. Further information can be obtained through contact with our customer service department via (phone) 574-294-5611, (fax) 574-262-8845, or (e-mail) keyline@keylinesaleselkhart.com

Cam Lock

▼ 7/8" cam lock with 1/4" offset cam, key



Cam Lock

▼ 5/8" cam lock shown with New Jay rubber lock cover



Thumb Turn

▼ 5/8" thumb turn with straight cam



Cam Lock

▼ 2 1/8" cam lock with 1" offset cam, key



Thumb Turn

▼ 7/8" thumb turn with 1/4" offset cam




Latch

▼ 3 1/8" zinc plated




Keyed Latch

▼ 4 1/2" zinc plated, key



Mini Latch

▼ 2 1/2" zinc plated



Chrome Plated Latch

▼ 4 1/2" chrome plated, key



Black Latch

▼ 3 1/2" black, powder coated, key



Note: call for specific latch dimensions

This product group features an assortment of materials that have or are being incorporated into our vent and door products. They include cam locks, rubber covers, thumb turns, along with various latches and lock sets that we have used or are now using in our present manufacturing processes. Further information can be obtained through contact with our customer service department via (phone) 574-294-5611, (fax) 574-262-8845, or (e-mail) keyline@keylinesaleselkhart.com

Door Lock Sets



Double Lock Set

- ▼ Matte black finish
- ▼ Lockable deadbolt
- ▼ Cutout size: 2 5/8" wide x 3 1/2" high
- ▼ 1 1/4" door thickness
- ▼ Keys



Single Lock Set

- ▼ Hammered chrome finish
- ▼ Deadbolt
- ▼ Cutout size: 2 5/8" wide x 3 1/2" high
- ▼ 1 1/4" door thickness
- ▼ Keys



Single Lock Set

- ▼ Hammered black finish
- ▼ Cutout size: 3 3/4" wide x 3 1/2" high
- ▼ 1 1/2" door thickness
- ▼ Keys